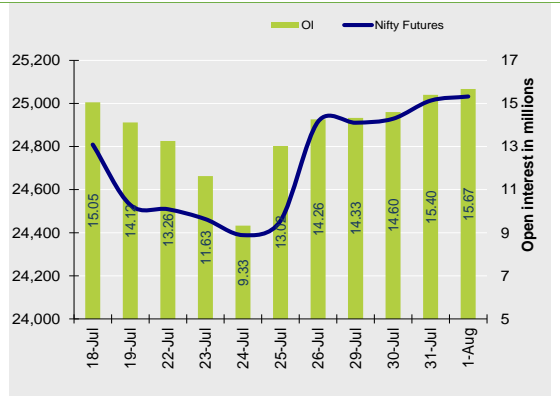


Nifty Snapshot

	Close	Prv Cl.	Ab chg	% chg
Spot	25,010.90	24,951.15	59.75	0.24
Futures	25,032.25	25,013.15	19.10	0.08
OI(mlshr)	15.67	15.40	0.26	1.72
Vol (lots)	229057	164889	64168	38.92
COC	21.35	62.00	-40.65	-65.6
PCR-OI	1.29	1.28	0.01	0.7

Nifty Futures Price v/s OI



Institutional Activity in previous trading session

(in Rs cr.)	Buy	Sell	Net
Index Futures	4166.47	2776.32	1390.15
Index Options	2276425.61	2317119.79	-40694.18
Stock Futures	35905.06	34278.30	1626.76
Stock Options	53565.08	54933.67	-1368.59
FII Cash	17,860.22	15,770.94	2,089.28
DII Cash	13,956.40	14,293.43	-337.03

Net FII Activity (in Rs cr.)

Date	Idx Fut	Stk Fut	Idx Opt	Cash
1-Aug	1390.2	1626.8	-40694.2	2089
31-Jul	-1267.0	-639.6	42181.7	-3462
30-Jul	385.5	-2143.5	53913.2	-5599
29-Jul	1672.6	-1351.4	-11635.4	-2475
26-Jul	4366.7	7074.1	14850.9	2546
25-Jul	-3087.5	-1500.1	-19660.2	-2605

Technical Pivot (Intraday):

	S2	S1	PIVOT	R1	R2
NIFTY	24905	24970	25050	25115	25195
BANKNIFTY	51380	51565	51825	52010	52270

(Price is in Rs; OI is in million units; Price chg and OI chg are in percentage) **NB RESEARCH**

Fresh Longs seen in:

Scrip	Price	Price chg	OI	OI Chg
CHAMBLFERT	522.3	0.7	14.3	15.5
ADANIENT	3241.9	1.5	19.7	8.6
DABUR	647.4	1.2	16.2	7.7

Short Covering seen in:

Scrip	Price	Price chg	OI	OI Chg
TVSMOTOR	2591.6	1.7	5.0	-11.3
GRANULES	633.4	0.3	12.1	-11.1
MARUTI	13277.6	1.2	3.4	-9.6

Fresh Shorts seen in:

Scrip	Price	Price chg	OI	OI Chg
BSOFT	646.4	-5.0	17.3	24.9
INDIAMART	2857.5	-3.2	2.6	21.0
GNFC	706.9	-1.6	9.7	17.0

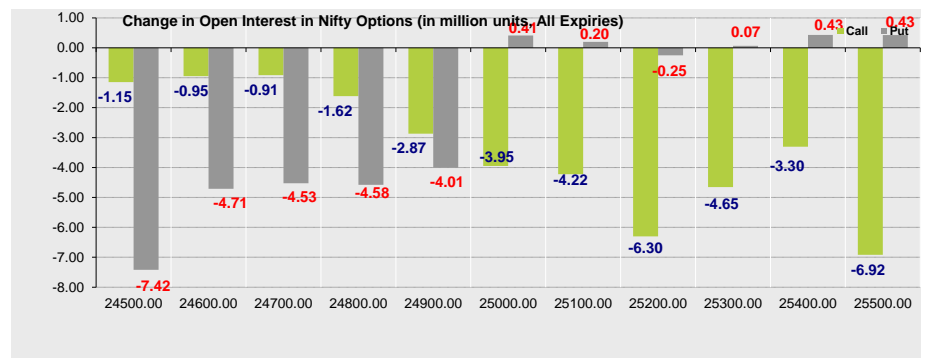
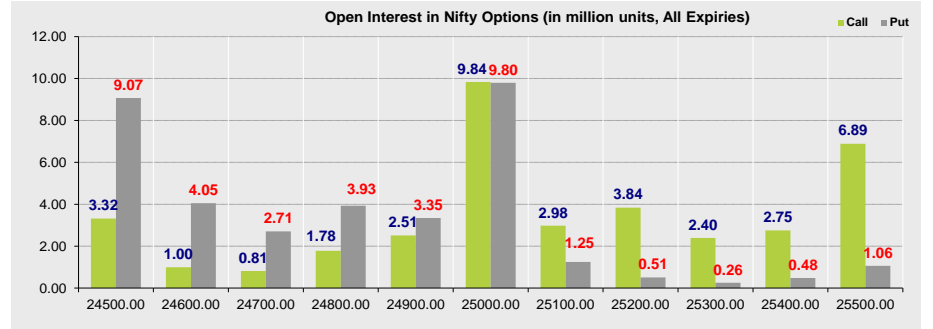
Long Unwinding seen in:

Scrip	Price	Price chg	OI	OI Chg
TRENT	5803.3	-1.2	2.9	-6.5
TECHM	1554.2	-0.4	13.4	-6.4
PEL	1026.7	-1.9	10.6	-5.7

Summary

- Indian markets closed on flat note where buying was mainly seen in Oil & Gas, FMCG, Pharmaceutical sectors. Nifty Aug Futures closed at 25032.25 (up 19.10 points) at a premium of 21.35 pts to spot.
- FII were net buyers in Cash to the tune of 2089.28 Cr and were net buyers in index futures to the tune of 1390.15 Cr.
- India VIX decreased by 2.41% to close at 12.93 touching an intraday high of 13.31.

Open Interest in Nifty Options:



- The above second chart shows previous trading day's change in Nifty options where Liquidation in OI were seen in 24700, 24800, 24900 strike Puts and at 25300, 25200, 25100, 25000 strike Calls indicating market is likely to remain cautious in the near term.
- Highest OI build-up is seen at 25000 strike Calls and 25000 strike Puts, to the tune of 9.84mn and 9.80mn respectively.

Outlook on Nifty:

Index is likely to open on a gap down note today and is likely to remain cautious during the day.

NIFTY50 Options OI (CE OI = Resistance) (PE OI = Support)			
Symbol	Highest CE OI	Highest PE OI	CMP
ADANIPTS	1600	1540	1596
ADANIENT	3200	3300	3242
ASIANPAINT	3200	3000	3118
AXISBANK	1200	1100	1177
BAJAJ-AUTO	10000	8500	9769
BAJAJFINSV	1700	1600	1642
BAJFINANCE	7000	6500	6814
BHARTIARTL	1500	1400	1503
BPCL	360	320	351
BRITANNIA	6000	5500	5679
CIPLA	1600	1500	1543
COALINDIA	550	450	539
DIVISLAB	5000	4500	4898
DRREDDY	7000	6800	6911
EICHERMOT	5000	4900	4919
GRASIM	2800	2700	2773
HCLTECH	1640	1620	1646
HDFCBANK	1700	1600	1650
HDFCLIFE	720	640	717
HEROMOTOCO	5500	5000	5394
HINDALCO	700	650	674
HINDUNILVR	2800	2700	2730
ICICIBANK	1250	1200	1207
ITC	500	450	496
INDUSINDBK	1500	1400	1429

NIFTY50 Options OI (CE OI = Resistance) (PE OI = Support)			
Symbol	Highest CE OI	Highest PE OI	CMP
INFY	1900	1800	1862
IOC	185	180	181
JSWSTEEL	960	900	938
KOTAKBANK	1900	1800	1803
LT	3900	3600	3795
LTIM	5700	5700	5704
M&M	3000	2700	2839
MARUTI	14000	12000	13278
NESTLEIND	2500	2500	2499
NTPC	430	400	422
ONGC	350	310	341
POWERGRID	370	340	360
RELIANCE	3000	3000	3032
SBILIFE	1780	1600	1774
SBIN	900	800	866
SUNPHARMA	1740	1700	1720
TATACONSUM	1220	1214.9	1216
TATAMOTORS	1200	1100	1147
TATASTEEL	170	160	164
TCS	4500	4000	4413
TECHM	1560	1400	1554
TITAN	3500	3400	3489
ULTRACEMCO	12000	11000	11983
UPL	600	500	562
WIPRO	600	500	525

OI against MWPL

Symbol	MWPL	Open Interest	Limit for next day	% OI
INDIACEM	44360911	69901600	Ban	158%
INDIAMART	6087018	7249500	Ban	119%
BSOFT	32626827	38416000	Ban	118%
GNFC	17249403	17667000	Ban	102%
GRANULES	29633038	29474000	Ban	99%
RBLBANK	121256568	120350000	Ban	99%
ABCAPITAL	161899049	146815200	6988896	91%
MANAPPURAM	109626743	98241000	5904405	90%
EXIDEIND	91809066	78730200	8488412	86%
HINDCOPPER	65482129	55202150	7005872	84%
BANDHANBNK	193370862	159056800	24645518	82%
CHAMBLFERT	31488204	25570200	4343593	81%
ABFRL	83419778	65644800	13603989	79%
BIOCON	93845890	71997500	17156095	77%
IDEA	7934775627	6063440000	1474596845	76%
IDFCFIRSTB	966311538	729817500	188178461	76%
LICHSGFIN	60244101	45424000	11807895	75%
BANKBARODA	372635498	279390150	74613573	75%
PNB	591377974	438344000	123465075	74%
SAIL	289139949	213736000	60946951	74%
SBICARD	59683524	43938400	12760947	74%
VEDL	339787241	234027300	88770578	69%
CANBK	672420574	458973000	179826545	68%
PEL	24116103	16322250	6588047	68%
LTF	167461848	112446862	46641893	67%
IEX	177845485	119358750	49594460	67%
DIXON	7988703	5324500	2264767	67%
NMDC	229794455	148617000	69687732	65%
HAL	37934515	24533400	11504389	65%
BHEL	256482590	164112375	79546085	64%
SUNTV	19704232	12391500	6327520	63%
ADANIANT	57646033	35903400	18860331	62%
IRCTC	60165566	37353750	19803537	62%

OI against MWPL

Symbol	MWPL	Open Interest	Limit for next day	% OI
OFSS	4732126	2885800	1609719	61%
BALRAMCHIN	23040698	13940800	7947863	61%
CONCOR	55081874	32597000	19730780	59%
ACC	16266067	9624000	5828763	59%
INDUSTOWER	258462437	147825200	97714115	57%
RAMCOCEM	27272201	15464900	10443690	57%
GMRINFRA	716538553	394706250	286005375	55%
ASHOKLEY	282419403	152680000	115618432	54%
NATIONALUM	178967755	95928750	74090617	54%
TATACHEM	31601465	16859150	13162241	53%
UPL	101555620	53903200	42574639	53%
NAVINFLUOR	7060735	3726275	2981423	53%
PVRINOX	14163124	7298731	6156236	52%
AARTIIND	41153022	20693000	18402370	50%
HINDPETRO	191910891	95047425	87267921	50%

Derivative Recommendations:

Stock Name	Call (Buy/Sell)	Entry price	Targets	Stop Loss	Duration	Status
NIFTY (Long Straddle)	Buy	695	950	545	Positional	Open
CONCOR FUT	Sell	1042.4	1000	1060	1-2 Days	Open

FROM THE EQUITY DERIVATIVE DESK:

NIRAV HARISH CHHEDA
AVP - DERIVATIVES AND TECHNICAL RESEARCH
E-Mail: nirav.chheda@nirmalbang.com
Tel no: 6273-8199/8000

AMIT BHUPTANI
SNR.DERIVATIVES AND TECHNICAL RESEARCH ANALYST
E-Mail: amit.bhuptani@nirmalbang.com
Tel no: 6273-8242/8000

DISCLOSURES

Research Reports that are published by Nirmal Bang Securities Private Limited (hereinafter referred to as "NBSPL") are for private circulation only. NBSPL is a registered Research Analyst under SEBI (Research Analyst) Regulations, 2014 having Registration no. INH000001766. NBSPL is also a registered Stock Broker with National Stock Exchange of India Limited, BSE Limited, Metropolitan Stock Exchange of India Limited, Multi Commodity Exchange of India Limited, National Commodity and Derivative Exchange Limited and Indian Commodity Exchange Limited in cash and Equity and Commodities derivatives segments.

NBSPL has other business divisions with independent research teams separated by Chinese walls, and therefore may, at times, have different or contrary views on stocks and markets.

NBSPL or its associates have not been debarred / suspended by SEBI or any other regulatory authority for accessing / dealing in securities Market. NBSPL, its associates or analyst or his relatives do not hold any financial interest (Except Investment) in the subject company. NBSPL or its associates or Analyst do not have any conflict or material conflict of interest at the time of publication of the research report with the subject company. NBSPL or its associates or Analyst or his relatives may or may not hold beneficial ownership of 1% or more in the subject company at the end of the month immediately preceding the date of publication of this research report.

NBSPL or its associates / analyst has not received any compensation / managed or co-managed public offering of securities of the company covered by Analyst during the past twelve months. NBSPL or its associates have not received any compensation or other benefits from the company covered by Analyst or third party in connection with the research report. Analyst has not served as an officer, director or employee of Subject Company. NBSPL / analyst has not been engaged in market making activity of the subject company.

Analyst Certification: The research analysts and authors of these reports, hereby certify that the views expressed in this research report accurately reflects my/our personal views about the subject securities, issuers, products, sectors or industries. It is also certified that no part of the compensation of the analyst(s) was, is, or will be directly or indirectly related to the inclusion of specific recommendations or views in this research. The analyst(s) principally responsible for the preparation of this research report and has taken reasonable care to achieve and maintain independence and objectivity in making any recommendations.

DISCLAIMER

This report is for the personal information of the authorized recipient and does not construe to be any investment, legal or taxation advice to you. NBSPL is not soliciting any action based upon it. Nothing in this research shall be construed as a solicitation to buy or sell any security or product, or to engage in or refrain from engaging in any such transaction. In preparing this research, we did not take into account the investment objectives, financial situation and particular needs of the reader.

This research has been prepared for the general use of the clients of NBSPL and must not be copied, either in whole or in part, or distributed or redistributed to any other person in any form. If you are not the intended recipient you must not use or disclose the information in this research in any way. Though disseminated to all the customers simultaneously, not all customers may receive this report at the same time. NBSPL will not treat recipients as customers by virtue of their receiving this report. This report is not directed or intended for distribution to or use by any person or entity resident in a state, country or any jurisdiction, where such distribution, publication, availability or use would be contrary to law, regulation or which would subject NBSPL & its group companies to registration or licensing requirements within such jurisdictions.

The report is based on the information obtained from sources believed to be reliable, but we do not make any representation or warranty that it is accurate, complete or up-to-date and it should not be relied upon as such. We accept no obligation to correct or update the information or opinions in it. NBSPL or any of its affiliates or employees shall not be in any way responsible for any loss or damage that may arise to any person from any inadvertent error in the information contained in this report. NBSPL or any of its affiliates or employees do not provide, at any time, any express or implied warranty of any kind, regarding any matter pertaining to this report, including without limitation the implied warranties of merchantability, fitness for a particular purpose, and non-infringement. The recipients of this report should rely on their own investigations.

This information is subject to change without any prior notice. NBSPL reserves its absolute discretion and right to make or refrain from making modifications and alterations to this statement from time to time. Nevertheless, NBSPL is committed to providing independent and transparent recommendations to its clients, and would be happy to provide information in response to specific client queries.

Before making an investment decision on the basis of this research, the reader needs to consider, with or without the assistance of an adviser, whether the advice is appropriate in light of their particular investment needs, objectives and financial circumstances. There are risks involved in securities trading. The price of securities can and does fluctuate, and an individual security may even become valueless. International investors are reminded of the additional risks inherent in international investments, such as currency fluctuations and international stock market or economic conditions, which may adversely affect the value of the investment. Opinions expressed are subject to change without any notice. Neither the company nor the director or the employees of NBSPL accept any liability whatsoever for any direct, indirect, consequential or other loss arising from any use of this research and/or further communication in relation to this research. Here it may be noted that neither NBSPL, nor its directors, employees, agents or representatives shall be liable for any damages whether direct or indirect, incidental, special or consequential including lost revenue or lost profit that may arise from or in connection with the use of the information contained in this report.

Copyright of this document vests exclusively with NBSPL. Our reports are also available on our website www.nirmalbang.com